

Curtain Wall Quote Request Form



Revised: 10-14-16 KS

Supporting Documents:

Architectural Drawings Photo or Sketch Specification(s)

Completed By: _____

Date Submitted: _____

Company: _____

Contact: _____

Address: _____

City: _____

State: _____ Zip: _____

Phone: _____

E-mail/Fax: _____

Projected Purchase Date: 1 - 3 Months 4 - 6 Months 7 - 9 Months 10 - 12 Months

Budget (not including site work by other): \$ _____

Project Name: _____

Job Site Address: _____

City: _____

State: _____ Zip: _____

Installation By:

Solar Innovations, Inc.

Other _____

Union - Solar cannot provide

Non Union _____

Prevailing Wage

Wage Scale Provided? Yes No

Non Prevailing Wage

Are you seeking LEED certification on this project? Yes No

Does the state, county, or municipality in which the project is located require licensing or registration of contractors? Yes No

Application (Check all that apply.)

Commercial Residential
 New Construction Replacement

Glazing By:

Solar Innovations®
 Other

Attaching to: Steel Masonry/Concrete Wood, LVL Other: _____

Note: Structural curb and all curb sub-flashing by Other. Minimum curb allowed by code: 4" curb, unless noted otherwise. Solar Innovations® recommends a 6" curb.

Performance Requirements: DP: _____ Wind Speed (MPH): _____ Exposure: _____

Air Infiltration: _____ Water Penetration Resistance: _____

Testing (Check all that apply.)

None Florida Impact HVHZ Other: _____
 Miami Dade Florida Non Impact Texas Certification (TDI)

Additional testing or project specific testing required will be at the expense of customer. Certifications required may limit product/component selections.



Unit Size/Design Requirements

Width: _____ Height: _____

Specific Number of Bays Wide Desired: _____ Solar to Suggest Appropriate Option

Specific Number of Bays High Desired: _____ Solar to Suggest Appropriate Option

Width of Bays Desired? _____ Solar to Suggest Appropriate Option



Raised Panel Base Wall (by Solar)

Wood or Concrete Base
Wall Required (By Other)

*All other may Result in Add'l Cost

Height of Raised Panel: _____

Height of Base Wall: _____

Depth of Base Wall: _____

Raised Panel Type (Interior/Exterior)

Smooth Insulated Aluminum/Smooth Insulated Aluminum

Smooth Insulated Aluminum /Raised Insulated Aluminum

Raised Insulated Aluminum /Raised Insulated Aluminum

Wood/Smooth Insulated Aluminum (Not for Humid Environment)

Wood/Raised Insulated Aluminum (Not for Humid Environment)

Frame Finish Options

Frame Finish Type Warranty Available (Additional warranties may be available.)

- AAMA 2603 - 5 Year Warranty
- AAMA 2604* - 10 Year Warranty
- AAMA 2605* - 10 Year Warranty 15 Year Warranty* 20 Year Warranty*
- Anodized* - 5 Year Warranty

Frame Color (Select finish for both Interior and Exterior finish.)

	Interior	Exterior
Mill (Unfinished)	<input type="checkbox"/>	<input type="checkbox"/>
White	<input type="checkbox"/>	<input type="checkbox"/>
Sandstone	<input type="checkbox"/>	<input type="checkbox"/>
Natural Clay	<input type="checkbox"/>	<input type="checkbox"/>
Bronze	<input type="checkbox"/>	<input type="checkbox"/>
Black	<input type="checkbox"/>	<input type="checkbox"/>
Hartford Green	<input type="checkbox"/>	<input type="checkbox"/>
Class I Clear Anodized*	<input type="checkbox"/>	<input type="checkbox"/>
Dark Bronze Anodized*	<input type="checkbox"/>	<input type="checkbox"/>
Custom Color*	<input type="checkbox"/>	<input type="checkbox"/>

Metal Cladding Options*

	Interior	Exterior
Copper	<input type="checkbox"/>	<input type="checkbox"/>
304 Stainless Steel #4 Satin	<input type="checkbox"/>	<input type="checkbox"/>
304 Stainless Steel #8 Mirror	<input type="checkbox"/>	<input type="checkbox"/>
Simulated Lead Coated Copper	<input type="checkbox"/>	<input type="checkbox"/>

(Custom Finish Name and/or UC# Required)

Faux Wood Powder Coat Options* (See Website for images.)

	Interior	Exterior		
Acacia 1001	<input type="checkbox"/>	<input type="checkbox"/>	<input type="checkbox"/> DS 716 Textured	<input type="checkbox"/> DS 402 Smooth
Acacia 1001	<input type="checkbox"/>	<input type="checkbox"/>	<input type="checkbox"/> DS 733 Textured	<input type="checkbox"/> DS 403 Smooth
Douglas Fir 1501	<input type="checkbox"/>	<input type="checkbox"/>	<input type="checkbox"/> DS 716 Textured	<input type="checkbox"/> DS 402 Smooth
Knotty Pine 2103	<input type="checkbox"/>	<input type="checkbox"/>	<input type="checkbox"/> DS 716 Textured	<input type="checkbox"/> DS 402 Smooth
Cherry 1402	<input type="checkbox"/>	<input type="checkbox"/>	<input type="checkbox"/> DS 716 Textured	<input type="checkbox"/> DS 402 Smooth
Cherry 1402	<input type="checkbox"/>	<input type="checkbox"/>	<input type="checkbox"/> DS 733 Textured	<input type="checkbox"/> DS 403 Smooth
Dark Walnut 1802	<input type="checkbox"/>	<input type="checkbox"/>	<input type="checkbox"/> DS 733 Textured	<input type="checkbox"/> DS 403 Smooth
Oak Assi 2501	<input type="checkbox"/>	<input type="checkbox"/>	<input type="checkbox"/> DS 733 Textured	<input type="checkbox"/> DS 403 Smooth
Teak 2601	<input type="checkbox"/>	<input type="checkbox"/>	<input type="checkbox"/> DS 706 Textured	
National Walnut 1806	<input type="checkbox"/>	<input type="checkbox"/>	<input type="checkbox"/> DS 706 Textured	

**Additional costs will apply.*

Glazing Options

Glass Options

- Insulated Monolithic
- LoE 272 (Surface 2)
- LoE 340 (Surface 2)
- LoE 366 (Surface 2)
- Solarban 60 (Surface 2)
- Dynamic/Electrochromic
- Pleotint/Thermochromic
- Other: _____
- Clear _____
- Add Easy Clean (Surface 1)
- Add LoE i89 (Surface 4) _____
- Impact Required

Glass Make-up

- Tempered/Tempered
- Tempered/Annealed Lami
- Tempered/Heat Strengthened Lami
- Other: _____

Polycarbonate

- 8mm (Equivalent to Single Pane)
- 25mm (Equivalent to Double Pane)
- 60mm
- ¼" Lexan
- Lumira® aerogel Infill
- Other: _____

Glass Tints/Reflective Coatings*

- Gray
- Bronze
- Other: _____

Polycarbonate Tints*

- Clear Opal Bronze
- Custom: _____

*Tints may extend lead time.

Solar Innovations® recommends the use of a laminated glass in pool, spa, and roof applications. If declined, all liability will be the responsibility of the customer.

Unit Accessories

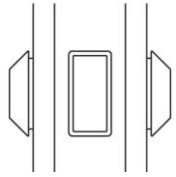
Doors: Solar to Suggest Appropriate Option

- | | | |
|--|-----------------|-------------|
| <input type="checkbox"/> Terrace Doors | Quantity: _____ | Size: _____ |
| <input type="checkbox"/> French Doors | Quantity: _____ | Size: _____ |
| <input type="checkbox"/> Folding | Quantity: _____ | Size: _____ |
| <input type="checkbox"/> Pivot | Quantity: _____ | Size: _____ |
| <input type="checkbox"/> Stacking | Quantity: _____ | Size: _____ |
| <input type="checkbox"/> Lift Slide | Quantity: _____ | Size: _____ |
| <input type="checkbox"/> Clear Wall | Quantity: _____ | Size: _____ |
| <input type="checkbox"/> Sliding | Quantity: _____ | Size: _____ |

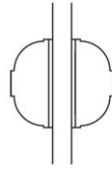
Windows: Solar to Suggest Appropriate Option

- | | | |
|---|-----------------|-------------|
| <input type="checkbox"/> Awning | Quantity: _____ | Size: _____ |
| <input type="checkbox"/> Casement | Quantity: _____ | Size: _____ |
| <input type="checkbox"/> Fixed (Direct Set) | Quantity: _____ | Size: _____ |
| <input type="checkbox"/> Fixed (Fully Sashed) | Quantity: _____ | Size: _____ |
| <input type="checkbox"/> Folding | Quantity: _____ | Size: _____ |
| <input type="checkbox"/> Hopper | Quantity: _____ | Size: _____ |
| <input type="checkbox"/> Pivot | Quantity: _____ | Size: _____ |
| <input type="checkbox"/> Sliding | Quantity: _____ | Size: _____ |
| <input type="checkbox"/> Tilt Turn (egress Available) | Quantity: _____ | Size: _____ |

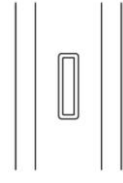
Grid Options: Yes No



Insulated Grids (Surfaces 1 & 4 with SDLs)



Monolithic Grids (Surfaces 1 & 2)



Interior Muntins



Low Profile



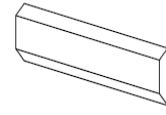
Ogee



Colonial




3/4" Traditional




1 1/4" Traditional

Interior muntins, grids, SDLs, are not recommended in sloped glazing applications when exposed to environment elements.


Grid Pattern Selection (If applicable)




Arched




Gothic



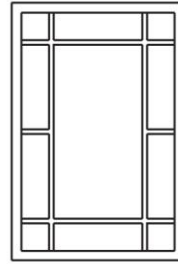
Double Gothic




Traditional



Cross



English



Custom

Additional Comments: _____

