

Sliding Glass Door Quote Request Form



Supporting Documents:

Architectural Drawings Photo or Sketch Specification(s)

Completed By: _____

Date Submitted: _____

Company: _____

Contact: _____

Address: _____

City: _____

State: _____ **Zip:** _____

Projected Purchase Date: 1 - 3 Months 4 - 6 Months 7 - 9 Months 10 - 12 Months

Budget (not including site work by other): \$ _____

Project Name: _____

Job Site Address: _____

City: _____

State: _____ Zip: _____

Are you seeking LEED certification on this project? Yes No

Does the state, county, or municipality in which the project is located require licensing or registration of contractors? Yes No

Application (Check all that apply.)

- Commercial Residential
- New Construction Replacement
- Interior Exterior

Glazing By:

- Solar Innovations, Inc.
- Other _____

Performance Requirements: DP: _____ Wind Speed (MPH): _____ Exposure: _____

Air Infiltration: _____ Water Penetration Resistance: _____ Testing (Check all that apply.)

- None Florida Impact HVHZ Other: _____
- Miami Dade Florida Non Impact Acoustical Texas Certification (TDI)

Additional testing or project specific testing required will be at the expense of customer. Certifications required may limit product/component selections.

Size/Design Requirements

Number of Units: _____

Number of Total Panels on Project: _____

Framing: Thermal Non-thermal

Door Lock: Keyed Non-Keyed

If More Than One Unit, Multiple Units Keyed Alike? Yes No

Multi-Track Configurations

(Please use "XL" for operable sliding left, "XR" for operable sliding right, "O" for fixed, and "P" for Pocket.)

Unit(s): _____

Unit(s): _____



Frame Width: _ Frame Height: _____

Frame Width: _ Frame Height: _____

Unit(s): _____

Unit(s): _____

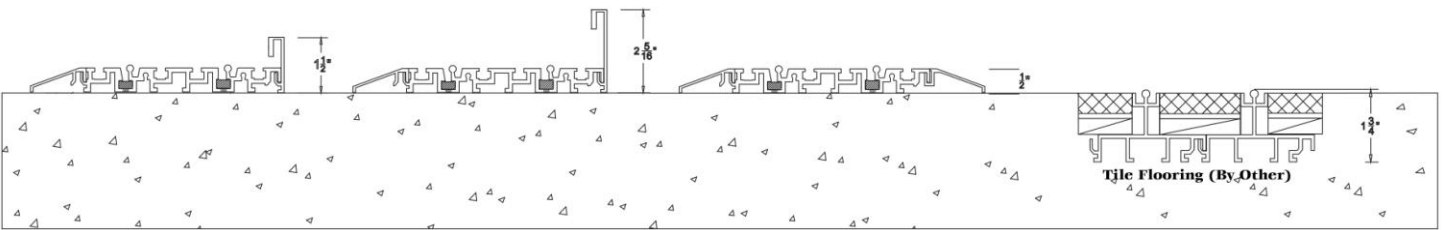


Frame Width: _ Frame Height: _____

Frame Width: _ Frame Height: _____

Sills

Attaching to: Steel Wood, LVL Other: _____



1 1/2" Multi-Track
Performance Sill*

2 5/16" Multi-Track
High Performance Sill

5/8" Multi-Track
Low Profile Sill

Tile Sill

Exterior Ramp

Exterior Ramp

Exterior Ramp

Interior Ramp

* Florida Impact Tested Option

Hardware



- Ergonomic
- White
- Black
- Painted Aluminum
- Brushed Nickel*

*Additional Costs Will Apply


All handle options shown below are considered custom and will require additional lead times and an upcharge.

Crescent



- Interior
- White
- Black
- Painted Aluminum
- Exterior
- Black Only

G2 Recessed Flush Lock



- Interior Exterior
- Interior Exterior
- Locking Option No Lock Option
- Black
- Satin Nickel

G3 Recessed Flush Lock



- Interior Exterior
- Interior Exterior
- Locking Option No Lock Option
- Black
- Satin Nickel

Coastal Pocket



- Interior
- Exterior
- Clear Anodized
- Dark Bronze Anodized

Screen Door & Pocket Door



- Black
- Painted Silver

Edge Pull Pocket Doors



- Clear Anodized Only

Colonial



- Interior
- Exterior
- White
- Black
- Black Only

Other - _____

Frame Finish Options

Frame Finish Type Warranty Available (Additional warranties may be available.)

- AAMA 2603 - 5 Year Warranty
- AAMA 2604* - 10 Year Warranty
- AAMA 2605* - 10 Year Warranty 15 Year Warranty* 20 Year Warranty*
- Anodized* - 5 Year Warranty

Frame Color (Select finish for both Interior and Exterior finish.)

	Interior	Exterior
Mill (Unfinished)	<input type="checkbox"/>	<input type="checkbox"/>
White	<input type="checkbox"/>	<input type="checkbox"/>
Sandstone	<input type="checkbox"/>	<input type="checkbox"/>
Natural Clay	<input type="checkbox"/>	<input type="checkbox"/>
Bronze	<input type="checkbox"/>	<input type="checkbox"/>
Black	<input type="checkbox"/>	<input type="checkbox"/>
Hartford Green	<input type="checkbox"/>	<input type="checkbox"/>
Class I Clear Anodized*	<input type="checkbox"/>	<input type="checkbox"/>
Dark Bronze Anodized*	<input type="checkbox"/>	<input type="checkbox"/>
Custom Color*	<input type="checkbox"/>	<input type="checkbox"/>

Metal Cladding Options*

	Interior	Exterior
Copper	<input type="checkbox"/>	<input type="checkbox"/>
304 Stainless Steel #4 Satin	<input type="checkbox"/>	<input type="checkbox"/>
304 Stainless Steel #8 Mirror	<input type="checkbox"/>	<input type="checkbox"/>
Simulated Lead Coated Copper	<input type="checkbox"/>	<input type="checkbox"/>

(Custom Finish Name and/or UC# Required)

Faux Wood Powder Coat Options* (See Website for images.)

	Interior	Exterior		
Acacia 1001	<input type="checkbox"/>	<input type="checkbox"/>	<input type="checkbox"/> DS 716 Textured	<input type="checkbox"/> DS 402 Smooth
Acacia 1001	<input type="checkbox"/>	<input type="checkbox"/>	<input type="checkbox"/> DS 733 Textured	<input type="checkbox"/> DS 403 Smooth
Douglas Fir 1501	<input type="checkbox"/>	<input type="checkbox"/>	<input type="checkbox"/> DS 716 Textured	<input type="checkbox"/> DS 402 Smooth
Knotty Pine 2103	<input type="checkbox"/>	<input type="checkbox"/>	<input type="checkbox"/> DS 716 Textured	<input type="checkbox"/> DS 402 Smooth
Cherry 1402	<input type="checkbox"/>	<input type="checkbox"/>	<input type="checkbox"/> DS 716 Textured	<input type="checkbox"/> DS 402 Smooth
Cherry 1402	<input type="checkbox"/>	<input type="checkbox"/>	<input type="checkbox"/> DS 733 Textured	<input type="checkbox"/> DS 403 Smooth
Dark Walnut 1802	<input type="checkbox"/>	<input type="checkbox"/>	<input type="checkbox"/> DS 733 Textured	<input type="checkbox"/> DS 403 Smooth
Oak Assi 2501	<input type="checkbox"/>	<input type="checkbox"/>	<input type="checkbox"/> DS 733 Textured	<input type="checkbox"/> DS 403 Smooth
Teak 2601	<input type="checkbox"/>	<input type="checkbox"/>	<input type="checkbox"/> DS 706 Textured	
National Walnut 1806	<input type="checkbox"/>	<input type="checkbox"/>	<input type="checkbox"/> DS 706 Textured	

*Additional costs will apply.

Wood Veneer Options* (Select finish for both Interior and Exterior finish.)

	Interior	Exterior
Mahogany	<input type="checkbox"/>	<input type="checkbox"/>
Birch	<input type="checkbox"/>	<input type="checkbox"/>
Spanish Cedar	<input type="checkbox"/>	<input type="checkbox"/>
Red Oak	<input type="checkbox"/>	<input type="checkbox"/>
Western Red Cedar	<input type="checkbox"/>	<input type="checkbox"/>
Douglas Fir	<input type="checkbox"/>	<input type="checkbox"/>
White Pine	<input type="checkbox"/>	<input type="checkbox"/>
Yellow Pine	<input type="checkbox"/>	<input type="checkbox"/>
Custom Wood Veneer	<input type="checkbox"/>	<input type="checkbox"/>

(Custom Wood Veneer Variety)

Wood Finish

Unfinished (Final Sanding, Sealing, and Finishing by Other.)

Three - Coat ICA Sealer (By Solar Innovations, Inc.)*

**Additional costs will apply.*

Glazing Options

Glass Options

Insulated Monolithic

LoE 272 (Surface 2)

LoE 340 (Surface 2)

LoE 366 (Surface 2)

Solarban 60 (Surface 2)

Dynamic/Electrochromic

Pleotint/Thermochromic

Other: _____

Clear _____

Add Easy Clean (Surface 1)

Add LoE i89 (Surface 4) _____

Impact Required

Glass Make-up

Tempered/Tempered

Tempered/Annealed Lami

Tempered/Heat Strengthened Lami

Other: _____

Polycarbonate

8mm (Equivalent to Single Pane)

25mm (Equivalent to Double Pane)

¼" Lexan

Lumira® aerogel Infill

Other: _____

Glass Tints/Reflective Coatings*

Gray

Bronze

Other: _____

Polycarbonate Tints*

Clear


Opal

Bronze

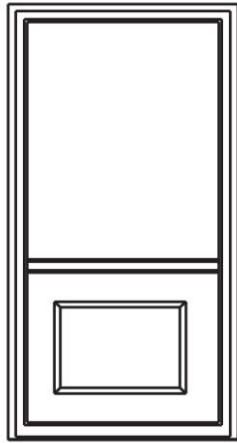
Custom: _____

**Tints may extend lead time.*


Panel Selection Type



Full View
Glazed Panels

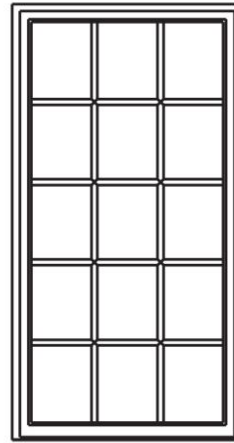


Decorative
Base Panels



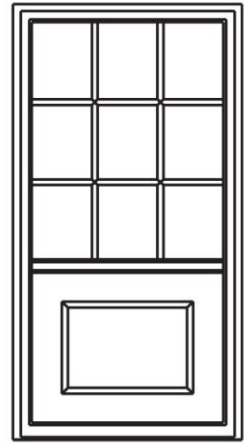
Mullion(s)

How many? # ____



Interior Grids, SDLs,
or Surface Grids

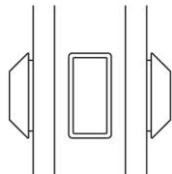
of Verticals ____
of Horizontals ____



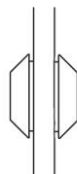
Grids with
Base Panel

of Verticals ____
of Horizontals ____


Grid Options: Yes No



Insulated Low Profile Grids
(Surfaces 1 & 4 with SDLs)




Monolithic Low Profile Grids (Surfaces 1 & 2)




Interior Muntins


Grid Pattern Selection (If applicable)




Arched




Gothic



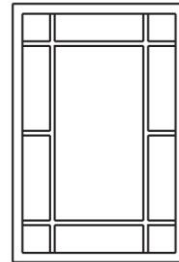
Double
Gothic




Traditional



Cross



English



Custom

Screen Options (If applicable)

Sliding Screens

Horizontal Retractable Screens (Manual)

Vertical Retractable Screens (Manual)

Motorized Vertical Retractable

Additional Comments: _____

