

# Windows Quote Request Form

SI4500 Vinyl-Composite



Revised: 10-14-16 KS

Supporting Documents:

- Architectural Drawings     Photo or Sketch     Specification(s)

Completed By: \_\_\_\_\_  
Date Submitted: \_\_\_\_\_  
Company: \_\_\_\_\_  
Contact: \_\_\_\_\_  
Address: \_\_\_\_\_  
City: \_\_\_\_\_  
State: \_\_\_\_\_ Zip: \_\_\_\_\_

Phone: \_\_\_\_\_  
E-mail/Fax: \_\_\_\_\_

Projected Purchase Date:  1 - 3 Months     4 - 6 Months     7 - 9 Months     10 - 12 Months

Budget (not including site work by other): \$ \_\_\_\_\_  
Project Name: \_\_\_\_\_  
Job Site Address: \_\_\_\_\_  
City: \_\_\_\_\_  
State: \_\_\_\_\_ Zip: \_\_\_\_\_

Installation By:  
 Solar Innovations, Inc.  
 Other \_\_\_\_\_  
 Union – Solar cannot provide  
 Non Union \_\_\_\_\_  
 Prevailing Wage  
Wage Scale Provided?  Yes  No  
 Non Prevailing Wage

Are you seeking LEED certification on this project?  Yes  No

Does the state, county, or municipality in which the project is located require licensing or registration of contractors?  Yes  No

Application (Check all that apply.)

- |   |                                      |
|---|--------------------------------------|
| <input type="checkbox"/> Commercial       | <input type="checkbox"/> Residential |
| <input type="checkbox"/> New Construction | <input type="checkbox"/> Replacement |
| <input type="checkbox"/> Interior         | <input type="checkbox"/> Exterior    |

Glazing By:

- Solar Innovations, Inc.  
 Other \_\_\_\_\_

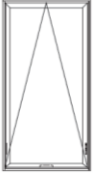
Performance Requirements: DP: \_\_\_\_\_ Wind Speed (MPH): \_\_\_\_\_ Exposure: \_\_\_\_\_  
Air Infiltration: \_\_\_\_\_ Water Penetration Resistance: \_\_\_\_\_

Testing (Check all that apply.)

- None     Florida Impact     HVHZ     Other: \_\_\_\_\_  
 Miami Dade     Florida Non Impact     Texas Certification (TDI)

*Additional testing or project specific testing required will be at the expense of customer. Certifications required may limit product/component selections.*

**Windows:**



Awning

Quantity: \_\_\_\_\_

Size: \_\_\_ feet \_\_\_ inches Width x \_\_\_ feet \_\_\_ inches Height



In-Swing Casement

Quantity: \_\_\_\_\_

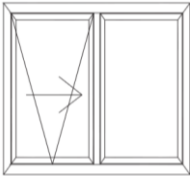
Size: \_\_\_ feet \_\_\_ inches Width x \_\_\_ feet \_\_\_ inches Height



Out-Swing Casement

Quantity: \_\_\_\_\_

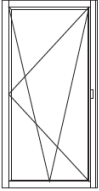
Size: \_\_\_ feet \_\_\_ inches Width x \_\_\_ feet \_\_\_ inches Height



Tilt/Pop Slide

Quantity: \_\_\_\_\_


Size: \_\_\_ feet \_\_\_ inches Width x \_\_\_ feet \_\_\_ inches Height



Tilt Turn

Quantity: \_\_\_\_\_

Size: \_\_\_ feet \_\_\_ inches Width x \_\_\_ feet \_\_\_ inches Height



Fixed

Quantity: \_\_\_\_\_

Size: \_\_\_ feet \_\_\_ inches Width x \_\_\_ feet \_\_\_ inches Height

**Minimum Window Size\*:**

16" Width x 15" Height

**Maximum Operable Window Sash Size\*:**

55" Width x 94" Height

**Maximum Fixed Window Size\*:**

80" Width x 120" Height

**Maximum Window Wall Size\*:**

120" Width x 120" Height

\* Maximum sizes per engineering approval. For sizes outside of the min/max sizes available, please contact your Solar Innovations, Inc. Sales Designer. Fixed Screens?  Yes  No

Any Windows Muller Together?  Yes  No

Quote with Standard Hardware?  Yes  No If no, which hardware & finish? \_\_\_\_\_

**Unit Configuration**

If window is more than 1 bay x 1 bay or mullied together, one must supply either a sketch of elevation with Dimensions, Architectural Drawings with Elevations, or Window Schedule with Dimensions in order to receive a quote. If not attached, please sketch the elevation layout in the box below. Please keep inside the dotted box.

**Frame Finish Options**

- White     Beige\*     Clay\*     Foil\*: \_\_\_\_\_ (Note: Minimum ten units are required for a Foil order.)  
\*Additional costs will apply.

**Glazing Options**

**Glass Options**

- Insulated     Monolithic
- LoE 272 (Surface 2)
- LoE 340 (Surface 2)
- LoE 366 (Surface 2)
- Solarban 60 (Surface 2)
- Dynamic/Electrochromic
- Pleotint/Thermochromic
- Other: \_\_\_\_\_
- Clear \_\_\_\_\_
- Add Easy Clean (Surface 1)
- Add LoE i89 (Surface 4) \_\_\_\_\_
- Impact Required

**Glass Make-up**

- Tempered/Tempered
- Tempered/Annealed Lami
- Tempered/Heat Strengthened Lami
- Other: \_\_\_\_\_

**Polycarbonate**

- 8mm (Equivalent to Single Pane)
- 25mm (Equivalent to Double Pane)
- ¼" Lexan
- Lumira® aerogel Infill
- Other: \_\_\_\_\_

**Glass Tints/Reflective Coatings\***

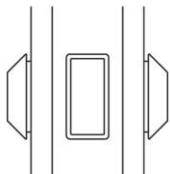
- Gray
- Bronze
- Other: \_\_\_\_\_

**Polycarbonate Tints\***

- Clear     Opal     Bronze
- Custom: \_\_\_\_\_

\*Tints may extend lead time.

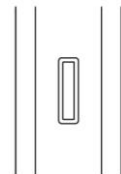
**Grid Options:**  Yes  No



Insulated Low Profile Grids (Surfaces 1 & 4 with SDLs)




Monolithic Low Profile Grids (Surfaces 1 & 2)




Interior Muntins


Grid Pattern Selection (If applicable)




Arched




Gothic



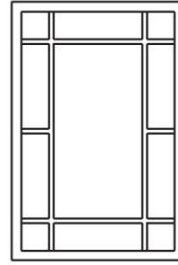
Double Gothic




Traditional



Cross



English



Custom

---

Additional Comments: \_\_\_\_\_

---

---

---

---

---

---

---