

G3 Lift Slide Quote Request Form



Supporting Documents:

- Architectural Drawings Photo or Sketch Specification(s)

Completed By: _____
Date Submitted: _____
Company: _____
Contact: _____
Address: _____
City: _____
State: _____ Zip: _____

Revised: 10-14-16 KS

Phone: _____
E-mail/Fax: _____

Projected Purchase Date: 1 - 3 Months 4 - 6 Months 7 - 9 Months 10 - 12 Months

Budget (not including site work by other): \$ _____
Project Name: _____
Job Site Address: _____
City: _____
State: _____ Zip: _____

Installation By:
 Solar Innovations, Inc.
 Other _____
 Union – Solar cannot provide
 Non Union _____
 Prevailing Wage
Wage Scale Provided? Yes No
 Non Prevailing Wage

Are you seeking LEED certification on this project? Yes No

Does the state, county, or municipality in which the project is located require licensing or registration of contractors? Yes No

Application (Check all that apply.)
 Commercial Residential
 New Construction Replacement

Glazing By:
 Solar Innovations®
 Other

Performance Requirements: DP: _____ Wind Speed (MPH): _____ Exposure: _____
Air Infiltration: _____ Water Penetration Resistance: _____

Testing (Check all that apply.)
 None Florida Impact HVHZ Other: _____
 Miami Dade Florida Non Impact Texas Certification (TDI)

Additional testing or project specific testing required will be at the expense of customer. Certifications required may limit product/component selections.

Size/Design Requirements

Number of Units: _____

Number of Total Panels for Project: _____

Framing: Thermal Non-thermal

Door Lock: Keyed Non-Keyed

If More Than One Unit, Multiple Units Keyed Alike? Yes No

Lift Slide Configurations

(Please use "XL" for operable sliding left, "XR" for operable sliding right, "O" for fixed, and "P" for Pocket.)

Unit(s): _____

Unit(s): _____

--	--	--	--	--	--	--	--

--	--	--	--	--	--	--	--

Frame Width: _____ Frame Height: _____

Frame Width: _____ Frame Height: _____

Unit(s): _____

Unit(s): _____

--	--	--	--	--	--	--	--

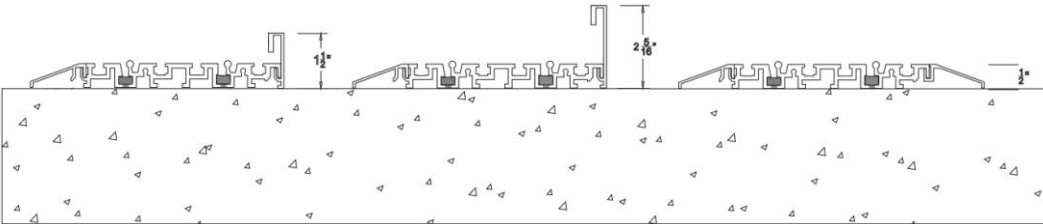
--	--	--	--	--	--	--	--

Frame Width: _____ Frame Height: _____

Frame Width: _____ Frame Height: _____

Sills

Attaching to: Steel Wood, LVL Other: _____



1 1/2" G3 Multi-Track
Performance Sill*

2 5/16" G3 Multi-Track
High Performance Sill

5/8" G3 Multi-Track
Low Profile Sill

Exterior Ramp

Exterior Ramp

Exterior Ramp

Interior Ramp

* Florida Impact Tested Option

Hardware



Atlanta



Tokyo



Athinai



Polished Brass Resista®



Silver



Polished Chrome



Satin Nickel Resista®



Chestnut



Stainless Steel

Not
Pictured

Oil Rubbed Brass Resista®



Pure White



Antique Brass*



Rustic Umber*



Pure White*

**Specialty Finishes. Additional Charges Will Apply.*

Options

- Handle/Handle (Keyed Exterior/Thumb turn Interior)
- Handle/Handle (Thumb turn Interior)
- Handle/Finger Grip (As Pictured Above)

Frame Finish Options

Frame Finish Type Warranty Available (Additional warranties may be available.)

- AAMA 2603 - 5 Year Warranty
- AAMA 2604* - 10 Year Warranty
- AAMA 2605* - 10 Year Warranty 15 Year Warranty* 20 Year Warranty*
- Anodized* - 5 Year Warranty

Frame Color (Select finish for both Interior and Exterior finish.)

	Interior	Exterior
Mill (Unfinished)	<input type="checkbox"/>	<input type="checkbox"/>
White	<input type="checkbox"/>	<input type="checkbox"/>
Sandstone	<input type="checkbox"/>	<input type="checkbox"/>
Natural Clay	<input type="checkbox"/>	<input type="checkbox"/>
Bronze	<input type="checkbox"/>	<input type="checkbox"/>
Black	<input type="checkbox"/>	<input type="checkbox"/>
Hartford Green	<input type="checkbox"/>	<input type="checkbox"/>
Class I Clear Anodized*	<input type="checkbox"/>	<input type="checkbox"/>
Dark Bronze Anodized*	<input type="checkbox"/>	<input type="checkbox"/>
Custom Color*	<input type="checkbox"/>	<input type="checkbox"/>

Metal Cladding Options*

	Interior	Exterior
Copper	<input type="checkbox"/>	<input type="checkbox"/>
304 Stainless Steel #4 Satin	<input type="checkbox"/>	<input type="checkbox"/>
304 Stainless Steel #8 Mirror	<input type="checkbox"/>	<input type="checkbox"/>
Simulated Lead Coated Copper	<input type="checkbox"/>	<input type="checkbox"/>

(Custom Finish Name and/or UC# Required)

Faux Wood Powder Coat Options* (See Website for images.)

	Interior	Exterior		
Acacia 1001	<input type="checkbox"/>	<input type="checkbox"/>	<input type="checkbox"/> DS 716 Textured	<input type="checkbox"/> DS 402 Smooth
Acacia 1001	<input type="checkbox"/>	<input type="checkbox"/>	<input type="checkbox"/> DS 733 Textured	<input type="checkbox"/> DS 403 Smooth
Douglas Fir 1501	<input type="checkbox"/>	<input type="checkbox"/>	<input type="checkbox"/> DS 716 Textured	<input type="checkbox"/> DS 402 Smooth
Knotty Pine 2103	<input type="checkbox"/>	<input type="checkbox"/>	<input type="checkbox"/> DS 716 Textured	<input type="checkbox"/> DS 402 Smooth
Cherry 1402	<input type="checkbox"/>	<input type="checkbox"/>	<input type="checkbox"/> DS 716 Textured	<input type="checkbox"/> DS 402 Smooth
Cherry 1402	<input type="checkbox"/>	<input type="checkbox"/>	<input type="checkbox"/> DS 733 Textured	<input type="checkbox"/> DS 403 Smooth
Dark Walnut 1802	<input type="checkbox"/>	<input type="checkbox"/>	<input type="checkbox"/> DS 733 Textured	<input type="checkbox"/> DS 403 Smooth
Oak Assi 2501	<input type="checkbox"/>	<input type="checkbox"/>	<input type="checkbox"/> DS 733 Textured	<input type="checkbox"/> DS 403 Smooth
Teak 2601	<input type="checkbox"/>	<input type="checkbox"/>	<input type="checkbox"/> DS 706 Textured	
National Walnut 1806	<input type="checkbox"/>	<input type="checkbox"/>	<input type="checkbox"/> DS 706 Textured	

**Additional costs will apply.*

Wood Veneer Options* (Select finish for both Interior and Exterior finish.)

	Interior	Exterior
Mahogany	<input type="checkbox"/>	<input type="checkbox"/>
Birch	<input type="checkbox"/>	<input type="checkbox"/>
Spanish Cedar	<input type="checkbox"/>	<input type="checkbox"/>
Red Oak	<input type="checkbox"/>	<input type="checkbox"/>
Western Red Cedar	<input type="checkbox"/>	<input type="checkbox"/>
Douglas Fir	<input type="checkbox"/>	<input type="checkbox"/>
White Pine	<input type="checkbox"/>	<input type="checkbox"/>
Yellow Pine	<input type="checkbox"/>	<input type="checkbox"/>
Custom Wood Veneer	<input type="checkbox"/>	<input type="checkbox"/>

(Custom Wood Veneer Variety)

Wood Finish

- Unfinished (Final Sanding, Sealing, and Finishing by Other.)
- Three - Coat ICA Sealer (By Solar Innovations, Inc.)*

*Additional costs will apply.

Glazing Options

Glass Options

Insulated Only 1¼" 1⅜" (Minimum ¼" Lites)

- LoE 180 (Surface 2)
- LoE 272 (Surface 2)
- LoE 340 (Surface 2)
- LoE 366 (Surface 2)
- Solarban 60 (Surface 2)
- Dynamic/Electrochromic
- Pleotint/Thermochromic
- Other: _____

Clear _____

Add Easy Clean (Surface 1)

Add LoE i89 (Surface 4) _____

Impact Required

Glass Tints/Reflective Coatings*

- Gray
- Bronze
- Other: _____

*Tints may extend lead time.

Glass Make-up

- Tempered/Tempered
- Tempered/Annealed Lami
- Tempered/Heat Strengthened Lami
- Other: _____


Polycarbonate

25mm (Equivalent to Double Pane)

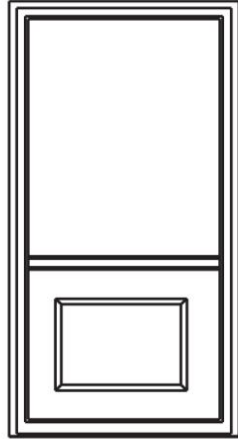
Polycarbonate Tints*

- Clear
- Opal
- Bronze
- Custom: _____


Panel Selection Type



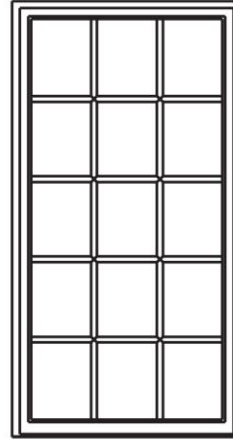
Full View
Glazed Panels



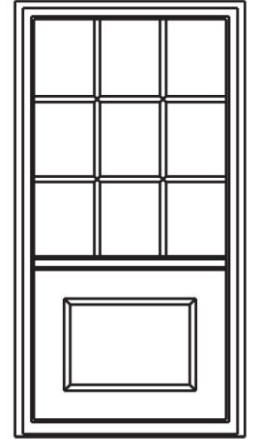
Decorative
Base Panels



Mullion(s)
How many? # ____

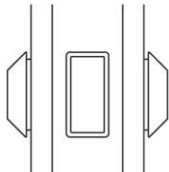


Interior Grids, SDLs,
or Surface Grids
of Verticals ____
of Horizontals ____

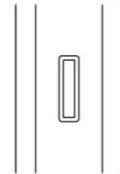


Grids with
Base Panel
of Verticals ____
of Horizontals ____

Grid Options: Yes No




Insulated Low Profile Grids (Surfaces 1 & 4 with SDLs)




Interior Muntins


Grid Pattern Selection (If applicable)




Arched



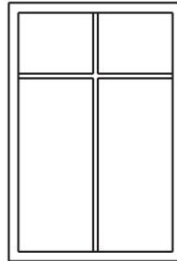
Gothic



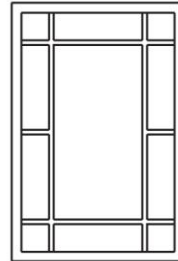
Double




Traditional
Gothic



Cross



English



Custom

Screen Options (If applicable)

Sliding Screens

Vertical Retractable Screens (Manual)

Horizontal Retractable Screens (Manual)

Motorized Vertical Retractable

Additional Comments: _____

