

Window Quote Request Form



Revised: 3-30-17 KS

Supporting Documents:

Architectural Drawings Photo or Sketch Specification(s)

Completed By: _____

Date Submitted: _____

Company: _____

Contact: _____

Address: _____

City: _____

State: _____ Zip: _____

Phone: _____

E-mail/Fax: _____

Projected Purchase Date: 1 - 3 Months 4 - 6 Months 7 - 9 Months 10 - 12 Months

Budget (not including site work by other): \$ _____

Project Name: _____

Job Site Address: _____

City: _____

State: _____ Zip: _____

Installation By:

Solar Innovations®.

Other _____

Union - Solar cannot provide

Non Union _____

Prevailing Wage

Wage Scale Provided? Yes No

Non Prevailing Wage

Are you seeking LEED certification on this project? Yes No

Does the state, county, or municipality in which the project is located require licensing or registration of contractors? Yes No

Application (Check all that apply.)

Commercial Residential Institutional Research

New Construction Replacement

Glazing By:

Solar Innovations, Inc.

Other _____

Attaching to: Steel Masonry/Concrete Wood, LVL Other: _____

Performance Requirements: DP: _____ Wind Speed (MPH): _____ Exposure: _____

Air Infiltration: _____ Water Penetration Resistance: _____

Testing (Check all that apply.)

None Florida Impact HVHZ Other: _____

Miami Dade Florida Non Impact

Additional testing or project specific testing required will be at the expense of customer. Certifications required may limit product/component selections.

Project Name: _____

Date Due to Customer: _____

Customer Name: _____

Customer ID: _____

Customer Contact: _____

Sales Rep Check for Duplicate Name? Yes No

Submitted By: _____

Date Submitted: _____

Doors: Solar to Suggest Appropriate Option

- | | | |
|--|-----------------|-------------|
| <input type="checkbox"/> Terrace Doors | Quantity: _____ | Size: _____ |
| <input type="checkbox"/> French Doors | Quantity: _____ | Size: _____ |
| <input type="checkbox"/> Folding | Quantity: _____ | Size: _____ |
| <input type="checkbox"/> Pivot | Quantity: _____ | Size: _____ |
| <input type="checkbox"/> Stacking | Quantity: _____ | Size: _____ |
| <input type="checkbox"/> Lift Slide | Quantity: _____ | Size: _____ |
| <input type="checkbox"/> Clear Wall | Quantity: _____ | Size: _____ |
| <input type="checkbox"/> Sliding | Quantity: _____ | Size: _____ |

Windows: Solar to Suggest Appropriate Option

- | | | |
|---|-----------------|-------------|
| <input type="checkbox"/> Awning | Quantity: _____ | Size: _____ |
| <input type="checkbox"/> Casement | Quantity: _____ | Size: _____ |
| <input type="checkbox"/> Fixed (Direct Set) | Quantity: _____ | Size: _____ |
| <input type="checkbox"/> Fixed (Fully Sashed) | Quantity: _____ | Size: _____ |
| <input type="checkbox"/> Folding | Quantity: _____ | Size: _____ |
| <input type="checkbox"/> Hopper | Quantity: _____ | Size: _____ |
| <input type="checkbox"/> Pivot | Quantity: _____ | Size: _____ |
| <input type="checkbox"/> Sliding | Quantity: _____ | Size: _____ |
| <input type="checkbox"/> Tilt Turn (egress Available) | Quantity: _____ | Size: _____ |

Any Windows Mullered Together? Yes No

Quote with Standard Hardware? Yes No If no, which hardware & finish? _____

Which Window System?

- Solar to Suggest Appropriate Option
- SI7400 Mullered Window System
- SI7500 G1 International Window System
- SI7700 G2 International Window System

Unit Configuration

If window is more than 1 bay x 1 bay or mulled together, one must supply either a sketch of elevation with Dimensions, Architectural Drawings with Elevations, or Window Schedule with Dimensions in order to receive a quote. If not attached, please sketch the elevation layout in the box below. Please keep inside the dotted box.

Frame Finish Options

Frame Finish Type Warranty Available (Additional warranties may be available.)

- AAMA 2603 - 5 Year Warranty
- AAMA 2604* - 10 Year Warranty
- AAMA 2605* - 10 Year Warranty 15 Year Warranty* 20 Year Warranty*
- Anodized* - 5 Year Warranty

Frame Color (Select finish for both Interior and Exterior finish.)

Metal Cladding Options*

	Interior	Exterior		Interior	Exterior
Mill (Unfinished)	<input type="checkbox"/>	<input type="checkbox"/>	Copper	<input type="checkbox"/>	<input type="checkbox"/>
White	<input type="checkbox"/>	<input type="checkbox"/>	304 Stainless Steel #4 Satin	<input type="checkbox"/>	<input type="checkbox"/>
Sandstone	<input type="checkbox"/>	<input type="checkbox"/>	304 Stainless Steel #8 Mirror	<input type="checkbox"/>	<input type="checkbox"/>
Natural Clay	<input type="checkbox"/>	<input type="checkbox"/>	Simulated Lead Coated Copper	<input type="checkbox"/>	<input type="checkbox"/>
Hartford Green	<input type="checkbox"/>	<input type="checkbox"/>			
Bronze	<input type="checkbox"/>	<input type="checkbox"/>			
Black	<input type="checkbox"/>	<input type="checkbox"/>			
Class I Clear Anodized*	<input type="checkbox"/>	<input type="checkbox"/>			
Dark Bronze Anodized*	<input type="checkbox"/>	<input type="checkbox"/>			
Custom Color*	<input type="checkbox"/>	<input type="checkbox"/>			

(Custom Finish Name and/or UC# Required)

Faux Wood Powder Coat Options* (See Website for images.)

	Interior	Exterior	
Acacia 1001	<input type="checkbox"/>	<input type="checkbox"/>	<input type="checkbox"/> DS 716 Textured <input type="checkbox"/> DS 402 Smooth
Acacia 1001	<input type="checkbox"/>	<input type="checkbox"/>	<input type="checkbox"/> DS 733 Textured <input type="checkbox"/> DS 403 Smooth
Douglas Fir 1501	<input type="checkbox"/>	<input type="checkbox"/>	<input type="checkbox"/> DS 716 Textured <input type="checkbox"/> DS 402 Smooth
Knotty Pine 2103	<input type="checkbox"/>	<input type="checkbox"/>	<input type="checkbox"/> DS 716 Textured <input type="checkbox"/> DS 402 Smooth
Cherry 1402	<input type="checkbox"/>	<input type="checkbox"/>	<input type="checkbox"/> DS 716 Textured <input type="checkbox"/> DS 402 Smooth
Cherry 1402	<input type="checkbox"/>	<input type="checkbox"/>	<input type="checkbox"/> DS 733 Textured <input type="checkbox"/> DS 403 Smooth
Dark Walnut 1802	<input type="checkbox"/>	<input type="checkbox"/>	<input type="checkbox"/> DS 733 Textured <input type="checkbox"/> DS 403 Smooth
Oak Assi 2501	<input type="checkbox"/>	<input type="checkbox"/>	<input type="checkbox"/> DS 733 Textured <input type="checkbox"/> DS 403 Smooth
Teak 2601	<input type="checkbox"/>	<input type="checkbox"/>	<input type="checkbox"/> DS 706 Textured
National Walnut 1806	<input type="checkbox"/>	<input type="checkbox"/>	<input type="checkbox"/> DS 706 Textured

*Additional costs will apply.

Wood Options (Wood Back Box with Flexible Glazing System Attached)

- Cedar - Glulam
- Douglas Fir - Glulam
- Hard Maple - Glulam
- Hemlock - Glulam
- Mahogany - Glulam
- Mahogany - Solid
- Red Oak - Glulam
- White Ash - Glulam
- White Oak - Glulam
- White Pine - Glulam
- Yellow Pine - Glulam
- Other: _____

Wood Finish

- Unfinished (Final Sanding, Sealing, and Finishing by Other.)
- Three- Coat ICA Sealer (By Solar Innovations, Inc.)*

*Additional costs will apply.

Glazing Options

Class Options

- Insulated Monolithic
- LoE 272 (Surface 2)
- LoE 340 (Surface 2)
- LoE 366 (Surface 2)
- Solarban 60 (Surface 2)
- Dynamic/Electrochromic
- Pleotint/Thermochromic
- Other: _____
- Clear _____
- Add Easy Clean (Surface 1)
- Add LoE i89 (Surface 4) _____
- Impact Required

Glass Tints/Reflective Coatings*

- Gray
- Bronze
- Other: _____

*Tints may extend lead time.

Glass Make-up

- Tempered/Tempered
- Tempered/Annealed Lami
- Tempered/Heat Strengthened Lami
- Other: _____

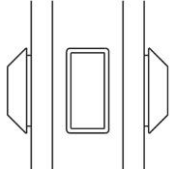
Polycarbonate

- 8mm (Equivalent to Single Pane)
- 25mm (Equivalent to Double Pane)
- ¼" Lexan
- Lumira® aerogel Infill
- Other: _____

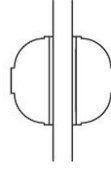
Polycarbonate Tints*

- Clear Opal Bronze
- Custom: _____

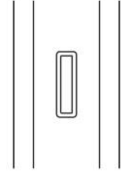
Grid Options: Yes No



Insulated Grids (Surfaces 1 & 4 with SDLs)



Monolithic Grids (Surfaces 1 & 2)



Interior Muntins



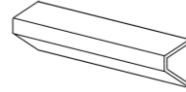
Low Profile



Ogee



Colonial




3/4" Traditional




1 1/4" Traditional


Grid Pattern Selection (If applicable)




Arched




Gothic



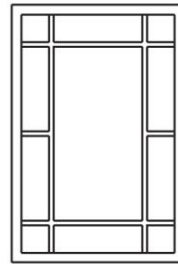
Double Gothic




Traditional



Cross



English



Custom

Additional Comments: _____

