

SHADE SYSTEMS



A whole new perspective of comfort and style.

Solar Innovations® offers a wide variety of different shade systems that can suit the needs of any window configuration. Solar's vertical integrations means we are able to supply most items necessary to complete the window and door package needs of our customer completely while our other competitors only will supply simply just the windows. We have a variety of styles and choices when it comes to shade systems and each one has its own benefits and situations where it's more advantageous to use.

FEATURES

BLINDS:

- Fixed & Operable
- Manual & motorized options for operable blinds
- Reduces glares therefore creating a year round living environment
- Vertical & horizontal options
- Blinds available for high moisture levels, like a pool enclosure or greenhouse
- Each shade system is custom designed & built to fit your windows, walls, or glass structure
- Designed and manufactured in the U.S.A.

OPTIONS

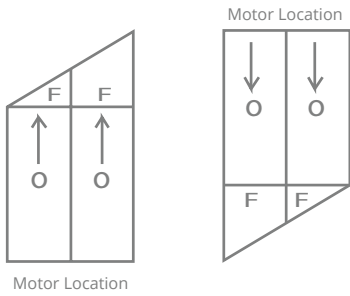
FABRICS:

- Wide Span Horizontal Colors
 - Silverscreen: Beige, Bronze, Dark Beige, Dark Grey, Light Grey
 - SW500 Natural: Linen/Cream, Marble/Sand, Linen/Cranberry, Linen/Cinnamon, Linen/Fig
- Pinoleum Colors
 - Church Candle, Natural, Snowflake, Limestone, French Vanilla, Cooking Apple, Twine, Beach Hut Blue, Indian Ivory, Chamomile Green, White Chocolate, Antique Linen, Soft Caramel, Cornish Cream, French Champagne, Pebble, Chalk White, Twilight Sky, Irish Linen, Morning Dew, Appeal White, Vintage Champagne
- Solar R Colors
 - Powder Blue, Ice, Cream, Oatmeal, Walnut, Straw, Pinoleum, Sage
- Sunair Colors
 - Ivory, Mocha, Brown, Bronze, White, Black, Grey, Taupe, Green

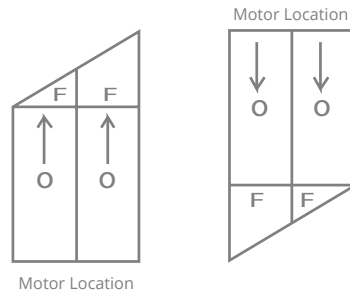
CONFIGURATIONS

O = Operable F = Fixed

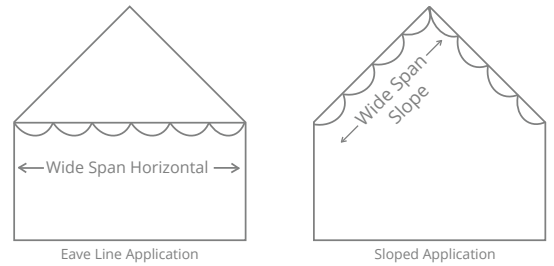
Gravity Fed



Solar R/Pinoleum/Pleated



Wide Span Horizontal




FABRIC OPTIONS


Wide Span Horizontal Options - Silver Screen



Wide Span Horizontal Options - SW5000 Natural



Pinoleum Options



Solar R Options (For use with Solar R & Pleated applications)



Sunair Options (For use with exterior Sunair shade applications)



Please Note: Depending upon color selection, additional charges and increased lead times may apply. Color illustrations are shown as accurate as standard photography and printing processes allow. Final finish selection should be made from a physical sample; please contact Solar Innovations® to receive samples. All product and finish options are subject to vendor availability. Solar Innovations® reserves the right to discontinue any option at any time without notice. Additional options, including custom color match, are available; contact Solar Innovations® for details.

SHADE SYSTEMS



Pinoleum

Pinoleum blinds are traditionally used in conservatories, sunrooms, and skylights. The blinds are comprised of individual wooden reeds that are woven together to diffuse light. The shade system lets light in, while reducing heat and glare. Pinoleum blinds are available as manual or motorized units, which operate in a Roman fold style. They are generally mounted at the eave and move upwards toward the ridge, but this may vary, depending upon roof configuration.

Gravity Fed

Gravity fed shades are typically used on sloped roofs, but can also be utilized in vertical wall applications. These shades are individually sized to fit between the rafters of an interior glass roof and are operated with a motor or manual pull cord in a Roman fold style. Wide span, covering 2-4 bays, may be available depending on fabric, layout, and design. Gravity fed shades are operable in rectangular sections and fixed in angled corners. They are mounted at the ridge and roll down to the eave. Gravity fed shades can be used in moist environments.

Wide Span Horizontal

Wide span shades extend from eave to eave or follow the slope of a glass structure. The blinds are designed in a Roman fold style with various fabric, color, and texture options. When extended, the shades trap heat above them, allowing the living space to remain cooler. On cool days, the shades can be retracted to increase solar heat gain. These Roman fold style blinds are fully operable. For most materials, the suggested maximum panel size is 9' wide and 20' long.

Solar R

Solar R blinds are typically used to increase energy efficiency and control temperature inside a space. The smooth shades have an aluminum backing which reflects solar rays away from the structure to limit solar heat gain. When operated, the shades move on a roller into a cassette via the pulley system. Motorized options are available. Solar R blinds are suitable for sloped and vertical applications.

In most cases, Roller style blinds are fully operable, including angled corners. They are generally mounted at the eave and pull upwards toward the ridge, except for angled corners near the eave line where the shades will operate inversely. Solar R blinds are not recommended for use in humid environments, like pool enclosures or greenhouses. Custom cassette colors are available.

Pleated

Pleated shades can be used in the roof and vertical walls of a glass structure. The pleats provide a visual pattern and soften daylight for interior spaces. Shades can be operated with manual pulls or motorized options. Each shade is operated independently.

These pleated blinds are fully operable including angled corners. They are generally mounted at the eave and pull upwards toward the ridge, except for angled corners where the shades will operate inversely.

Fabric selections are dependent upon interior environment. Pleated shades are an excellent option for structures with long slopes, and is suitable for extremely humid environments.

L SERIES SHADE SYSTEMS



Perfect Fit®

Solar Innovations® offers Perfect Fit® roller and pleated blinds for glazed windows, doors, structures, and skylights. The Perfect Fit® systems are attached to operable sashes that allow the blinds to move with the unit as it operates, making them an ideal solution for Solar's products.

The blinds are available in three different styles: roller, pleated, and cellular. Perfect Fit® blinds allow fresh air to enter the space without sacrificing privacy by remaining lowered when the window or door is open.

Perfect Fit® blinds do not require conventional screws to attach to the window frame, which allows them to be easily removed for cleaning.

The unique Perfect Fit® blind fits neatly onto the window and enhances your privacy because there are no gaps down the side of the blind. The reduction of gaps at the edge of the blinds increases your privacy. Perfect fit blinds are child safe, featuring no loose cords or loops.

Available in a wide variety of colors, prints, and textures, L Series blinds can meet nearly any interior design aesthetic. Energy efficient fabric can be added to save up to 15% on energy costs.

Vision Blinds

The Vision Blind is a stylish fabric that gently filters and softens daylight, while also offering the option of a privacy blind. It is an innovative window blind that features two layers of translucent and opaque horizontal striped fabric. The front layer moves independently of the back allowing the stripes to glide between each other creating an open and closed effect.

Sliding the fabric into a closed 'opaque-opaque' position allows full privacy and solid fabric, while the 'translucent-opaque' position creates a stunning, striped statement. Vision blinds not only look great but are practical too, enabling you to soften excess daylight and reduce the glare entering your room. An easy to use, single control is used to slide the opaque and translucent woven stripes past each other.

Luxury Rolling Blinds

Luxury roller blinds are simple in design, stylish, and easy to operate. The blind can be rolled up or down to achieve the required level of shading you desire.

Whether it's one of Solar Innovations® modern designs for your living room, a blackout fabric for the bedroom, or a water resistant print for the bathroom, all blinds are individually manufactured to your unique specification. Add finishing touches, such as decorative scallops, braids, pulls, poles and eyelets to personalize and coordinate with the interior design scheme.

Roller blinds reduce solar gain in your home during the summer months. Reducing heat build up provides a more acceptable room temperature and reduces air conditioning requirements, saving money. Roller blinds also reduce the amount of heat lost through windows when it's cold outside.

EXTERIOR SHADE SYSTEMS



Exterior Solar

A solar shade is the ideal solution for keeping sunlight at bay (and at the same time enjoy its advantages). You can eliminate glare, and control the amount of light that enters the room, while still maintaining a view of the outside. Simply push a button and the optional motor lowers or retracts the shade.

A solar shade from Solar Innovations® can significantly reduce indoor temperature while lowering cooling costs by blocking the sun before it enters your living space. Our fabrics effectively block up to 90% of solar heat rays when installed on the exterior of the window.

Depending on the type of fabric used, you may realize a potential reduction in air-conditioning costs by as much 25% - 40%. Our shades also protect your furniture, curtains, and floor coverings from UV damage.

Solar shade systems are available in nine powder-coat frame colors, the most in the industry. Over 200 custom "RAL" frame colors are available for an additional charge.

The locking system for exterior solar shades is installed at each end of the shade bar and below the screen, these magnetic locks initially guide and then hold the screen tight in the down position. They keep the fabric flat and smooth and prevent the screen fabric from riding up in the wind. Their grasp is released by gear or motor tension when retracting the shades.

Sun Block Roll-Up

Mainly utilized in greenhouses, exterior roll-up shades are manufactured from vinyl coated fiberglass and are available in silver gray, bronze, or charcoal. Roll-up shades are not 100% opaque, allowing some natural light to be maintained. This shade system can be easily rolled up to allow additional light to enter the structure when necessary.

The shades help to reduce solar heat gain in glass structures by blocking out 70% of the sun. This typically reduces the strain put on the cooling system and can lead to a reduction in utility costs. The shades will also help maintain heat during the winter, providing a year-round reduction of energy consumption.

Fixed

Fixed exterior shades are constructed from a 1"x1" extrusion with a removable H channel. These shades feature exterior grade fabric, but still must be removed in the winter to avoid damage that may be caused by snow and ice.

Exterior shades limit the heat that enters a glazed structure, as opposed to gathering it between the shades and glass like many internal shading options. Long spans can be accomplished when using fixed exterior shades. However, Solar Innovations® recommends a max panel size of 4' x 8'.

Special care must be taken when maintaining exterior fixed shades. Glass can not be cleaned without first removing the shade system. Leaves, dirt, and other debris will also gather between the shades and the glass, so regular maintenance will be required to prevent the build up of unwanted material.

Learn More

To find out more about the features and options of our Shade Systems, visit our website at solarinnovations.com/parts/shade-systems/